


KinderGuitar!

CURRICULUM OVERVIEW



CHILD'S AGE


0	1	2	3	4	5	6	7	8	9	10	11	12	13	and up
---	---	---	---	---	---	---	---	---	---	----	----	----	----	--------




Little Froggie Songbook, ages 0-7




First Songbook and Skill Building Book 1, ages 4.5-10




KinderGuitar Reading Book 1, ages 7 and up



KinderGuitar Reading Book 2, ages 8 and up



KinderGuitar Reading Book 3, ages 9 and up



KinderGuitar Reading Book 4, ages 10 and up



KinderGuitar!

Welcome to KinderGuitar! This curriculum guide will introduce you to the books and practices of the KinderGuitar method. At left is an overview of the main KinderGuitar teaching tools and the age levels for each, so you can see at a glance how the books will guide your growing child.

The following pages describe each book in detail, with sample pages showing the musical skills and techniques your child learns at each level.

For more information about KinderGuitar and to find certified KinderGuitar teachers, visit www.KinderGuitar.com.

First Songbook and Skill Building Book 1



First Songbook and Skill Building Book 1 work together to build a solid foundation for a lifetime of music-making. Both songs and skill-building activities are organized by levels and goals to complement each other (Yellow Yak, Blue Bat, Gold Gazelle, Purple Platypus), and within this scaffolded structure are staggered in physical and musical demands, both for pedagogical goals and for variety.

Along with standard music notation, all songs and activities are introduced with our proprietary code in the first three levels. Our easy-to-read KinderGuitar code was developed to enable parents unfamiliar with music notation to help their children at home during this crucial stage (children can read it easily, too). During the Purple Platypus level, part of the code is removed as students begin to read rhythm with standard notation. By the end of the First Songbook and Skill Building Book 1, students will be ready to begin reading music by themselves, and to move on to KinderGuitar’s literacy stage.




KINDERGUITAR FIRST SONGBOOK

When children are ready to begin lessons, the KinderGuitar First Songbook makes even the beginning stages fun with melodies, part-playing, rounds, and duets. Our curriculum encompasses multi-cultural and varied styles of music: American, French, and German folksongs, familiar nursery songs, rounds from across the globe, and classical melodies by Beethoven, Schubert, and Schumann, with accompanying parts.



KINDERGUITAR SKILL BUILDING BOOK 1

Along with the musical skills developed with the KinderGuitar First Songbook, children develop important physical skills with multi-leveled pluck builders, pinch builders, and rhythm puzzles in the KinderGuitar Skill Building Book 1. For optimal use of the left and right hands, students develop classical technique, giving them the technical facility to later explore the musical genres and styles of their choosing.



Our licensed and certified teachers receive specialized training to help children develop fundamental skills during this first stage of KinderGuitar:

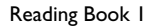
- Children develop correct posture, kinesthetic awareness, and proper bodily alignment with the guitar.
- Right hand finger alternation, with an emphasis on string crossing, provides children with the tools to produce beautiful sound early on.
- Proper left hand alignment, with an emphasis on maintaining left hand poise during open string playing, enables optimal finger placement.
- Carefully selected songs bring together the new skills of finger alternation, string crossing, and single pinching, while part-playing and rounds make even the first songs hugely rewarding for children to play.
- The KinderGuitar stick rhythm system helps children develop a strong understanding of rhythm and pulse.
- Parents receive advice and strategies for helping their children build good playing habits at home.



KinderGuitar Practice Log

The KinderGuitar Practice Log provides an easy way for parents to keep track of lessons and practice at home.

KinderGuitar Reading Book 1—Melodic and Rhythmic Reading



Melodic and Rhythmic Reading





By the time they reach **KinderGuitar Reading Book 1**, students have already had some experience reading rhythmic notation—now, they are ready to begin reading music in earnest, as well as to continue expanding their technique and theory. The Melodic and Rhythmic Reading book includes:

- Music notation overview for the basics of how pitch is notated
- Guitar notation overview for symbol recognition regarding left- and right-hand fingers
- KinderGuitar's Mini Melodies for pitch pattern recognition without rhythm
- Reading studies, beginning on single strings and expanding to two- and three-string studies, to gain reading proficiency quickly
- Folksongs, classical compositions, and contemporary compositions for reading
- Melodic material expanded through variations to deepen melodic understanding and as an introduction to improvisation
- Introduction to advanced left-hand techniques like slurs
- Third and fifth positions explored through duos and trios
- Introduction to scales
- Advanced rhythm puzzles without reference beat
- Introduction to harmony through chords and chord diagrams

Music Notation Activity 1

Use notes to spell the words.

Word	Notes
------	-------

Word	Notes
BAG	
BED	

Music Notation Activity 5

Write the time signature.

Write the time signature.





Music Notation Activity 6


Complete the measure.





Music notation activities




Reading skills with Mini Melodies



Solo and duo repertoire




Advanced Rhythm Puzzles



Technical skills

Harmony and theory

KinderGuitar Reading Book 2—Harmonic Reading and Introductory Repertoire



Reading Book 2

Harmonic Reading
& Introductory Repertoire

KinderGuitar

KinderGuitar Reading Book 2 introduces students to more complex reading and music and more advanced technique and theory, including:

- Right hand exploration of free stroke for arpeggio use and harmonic playing
- Reading chromatic notes, as preparation for learning key signatures
- Chord studies
- Mini Melodies for developing a deeper understanding of pattern recognition in reading
- Two- and three-voice compositions for solo playing
- Solos, duos, and trios for building musical and ensemble skills
- Exploration of ornaments for use in baroque and classical music
- Primary scales as preparation for developing repertoire in Reading Books 3 and 4

Clouds and Variations
Leo Garcia

use free stroke throughout

Variation 1

Variation 2

Greensleeves
English Folksong (Arr. Garcia)

Multi-voice solo repertoire

Andante for two guitars
Ferdinando Carulli (1770-1841) (Arr. Garcia)

Part 1

Menuet I for three guitars
Marin Marais (1656-1728) (Arr. Garcia)

Part 1 v

Part 2

Duos and trios

Music Notation Activity 4

Write the interval specified and then the names of the notes below both notes.

1. up a 3rd

2. down a 3rd

3. down a 3rd

4. up a 3rd

5. up a 3rd

6. down a 3rd

dim. e rit. (dim D.C. al

mp (mezzo piano) - medium

p (piano) - soft

pp (pianissimo) - very soft

poco a poco - little by little

poco rall. (rallentando) - hold back

poco ritardando - slowing

rall. (rallentando) - hold back

rull. poco a poco - hold back

sfz (sforzando) - strongly

sostenuto - sustain

Notes on the Guitar

10

String 1

String 2

String 3

String 4

String 5

String 6

Advanced notation activities

Mini Melodies

Write in the name of the note in the space provided.

Accidentals apply only to single note.

WHOLE STEPS and HALF STEPS

Accidentals are placed before notes to change it. An accidental before the end of the measure placed before a note raises its pitch by one half sharp or flat. A flat placed before a note lowers

MORE NOTES ON STRING Sharps

MORE NOTES ON STRING Flats

MORE NOTES ON STRING Sharps

MORE NOTES ON STRING Flats

Reading skills with accidentals

Arpeggios

Arpeggio - The notes of a chord played one after another instead of all together. Arpeggios are often played with free stroke to allow notes to ring together. On the guitar, the word "arpeggio" is sometimes used to refer to a right hand pattern of plucking.

1. pi pa pa

2. pi pa pa pi - pliant

3. pi pa pa pi - pliant first note after p

4. pi pa pa pi - pliant two notes after p

5. pi pa pa pi - pliant one note after p

Rhythms for use in practicing 3 and 4 note arpeggios

FIVE SLUR STUDIES for DAILY PRACTICE

Study 1

Study 2

Study 3

Study 4

Study 5

G Major

E minor (harmonic)

E minor (melodic)


E minor (harmonic)

E minor (melodic)

D Major


Technique expansion

KinderGuitar Reading Books 3 and 4—Advancing Repertoire and Technique, Parts 1 and 2



Reading Book 3

Advancing Repertoire & Technique, Part 1



- Kinderguitar Reading Books 3 and 4 begin the process of building a classical guitar repertoire while introducing the most practical key signatures and chords for the guitar.
- Songs are organized by key, giving the teacher and student the option of focusing on one key or exploring several keys at once.
 - Each key is explored preliminarily through a variety of scales and fingerings and through chords and chord progressions pertinent to the key in question.
 - Each key is represented by songs in a variety of musical styles.
 - Repertoire includes classical solo, duo, and trio pieces as well as songs with chord accompaniment for improvisation and accompaniment purposes

A minor

Scales

All notes within the key of A harmonic minor in 1st position



Advanced reading

Allegretto

Joseph Kalfner (1776-1806)

Place: please right-hand fingers on proper



Minuet in C Major

Robert de Visi (1605-c.1718)

Marche des chers et de la jeunesse d'Am



Scale Extensions in G Major



Repertoire and Studies in G Major

Skip to my Lou and Variations

American Folk Song (Arr. Garcia)



Variation 1



Key-organized repertoire

Precursation 5

play with grace, piano, and fortissimo




Arpeggio Etude

Domènec Agudo (1764-1848)

play with grace, piano, and fortissimo




Technique through etudes



Reading Book 4

Advancing Repertoire & Technique, Part 2



Prelude in E Minor

Ferdinando Carulli (1776-1841)



Folias and Variations

Jean Antoine Messiaen (1783-1857)

Theme



Variation 1



Innovative studies

Torneo

Guspar Sana (1646-1716)



Ecossaise

Anton Diabelli (1781-1858)

Andante



Maria Molito

Venezuelan Folk Song (Arr. Garcia)



No Worries Waltz

Leo Garcia



Engaging solo pieces

Branle

Michael Praetorius (1571-1621) (Arr. Garcia)

Part 1



Chorale from St. Matthew's Passion

Johann Sebastian Bach (1685-1750) (Arr. Garcia)

Part 1




Part 2





Advanced ensemble arrangements



KinderGuitar!